SCHEDULE OF TYPICAL BEAMS (SIZE & REINFORCEMENT)

BEAM MKD.	SIZE (W x D)	REINFORCEMENT					
		TOP REINFORCEMENT		BOTTOM REINFORCEMENT		STIRRUPS (S) AT	
		ALTHRU.(a)	EXTRA (b)	ALTHRU. (c)	EXTRA (e)	SUPPORT (S1)	SPAN (S2)
B1	250X350	3-12T	2-12T(2nd)	2-16T+1-12T	2-12T(2nd)	2L-8T @ 100 C/C	2L-8T @ 150 C/C
B2	250X350	3-12T	2-12T(2nd)	2-16T+1-12T	–	2L-8T @ 150 C/C	2L-8T @ 150 C/C
B3	250X350	3-12T	2-16T(2nd)	2-16T+1-12T	–	2L-8T @ 100 C/C	2L-8T @ 150 C/C
HLB	250X350	3-12T	–	2-12T+1-16T	–	2L-8T @ 100 C/C	2L-8T @ 150 C/C

SCHEDULE OF TYPICAL TIE BEAMS (SIZE & REINFORCEMENT)

BEAM MKD.	SIZE (W x D)	REINFORCEMENT					
		TOP REINFORCEMENT		BOTTOM REINFORCEMENT		STIRRUPS (S) AT	
		ALTHRU.(a)	EXTRA (b)	ALTHRU. (c)	EXTRA (e)	SUPPORT (S1)	SPAN (S2)
TB1	250x350	3-12T	–	2-12T+1-16T	–	2L-8T @ 100 C/C	2L-8T @ 150 C/C
TB2	250x350	2-12T	–	3-12T	–	2L-8T @ 100 C/C	2L-8T @ 150 C/C

WINDOWS					DOOR		
MARKED	WIDTH	HEIGHT	SILL	LINTEL	MARKED	WIDTH	LINTEL
W1	1800	1350	750	2100	D1	1100	2100
W2	1500	1350	750	2100	D2	900	2100
W3	1200	1350	750	2100	D3	800	2100
W4	900	1100	1000	2100	D4	750	2100
W5	600	900	1200	2100	SD1	2400	2100
W6	900	1350	750	2100	SD2	1800	2100

SECTION X1-X1
NTS

SECTION X2-X2
NTS

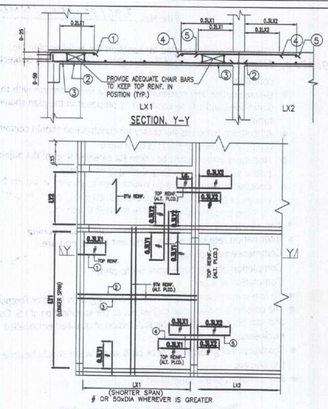

TYPICAL DETAIL OF SLAB

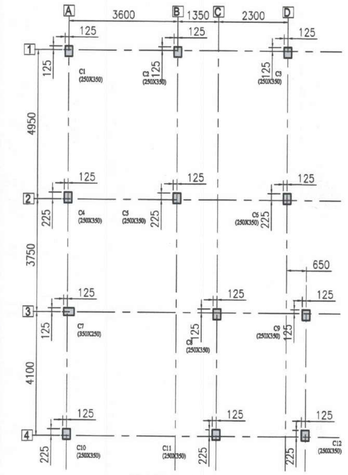

COLUMN LAYOUT PLAN
SCALE-1:100

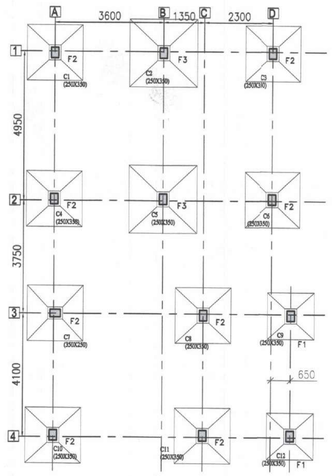

FOUNDATION LAYOUT PLAN
SCALE-1:100

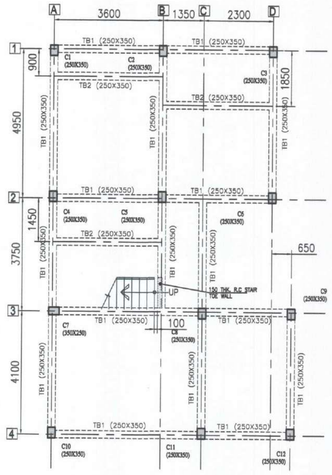

TIE BEAM LAYOUT PLAN
SCALE-1:100

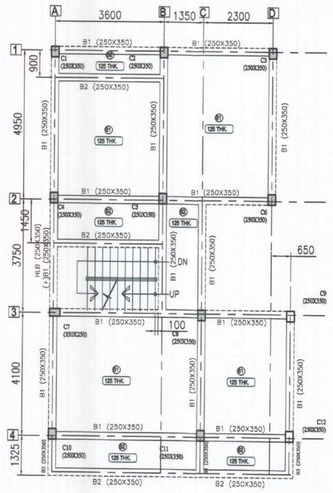

SHUTTERING LAYOUT PLAN AT 1ST FLOOR LEVEL
SCALE-1:100

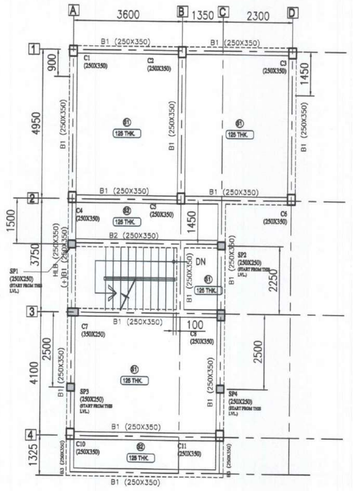

SHUTTERING LAYOUT PLAN AT ROOF LEVEL
SCALE-1:100

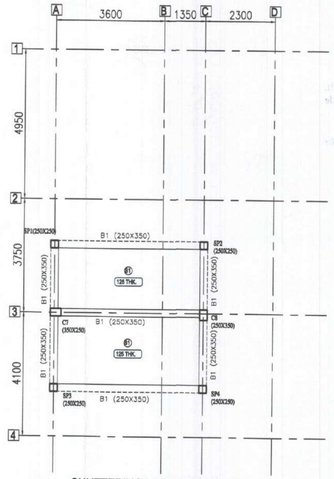

SHUTTERING LAYOUT PLAN AT STAIR HEAD ROOM ROOF LEVEL
SCALE-1:100

PROPOSED ADDITION ALTERATION OF BUILDING PLAN AT MOUZA - GAZIPUR, J.L NO- 24, L.R. KHATIAN NO.- 1640, L.R. DAG NO.146,154,155,159, 161,162,163,165,166,167,168,169,171,176,181,182, 184,185, 186,189,190,192,193, 195,196,197,198,520,521,531,532,533,534,536,537, 538, 542,543,545, 546,550,559,560 P.S- BISHNUPUR, DIST- SOUTH 24 PARGANAS , PIN-743503, PREVIOUSLY SANCTIONED VIDE MEMO NO. 1160/ZP/Engg/BP/19, DATED :- 01/10/ 19 AND MEMO NO.1345/ZP/Engg/BP/21,DATED:- 11/02/ 21.

I CERTIFY THAT ALL THE ARCHITECTURAL DRAWINGS OF PROPOSED ADDITION ALTERATION OF BUILDING PLAN AT MOUZA - GAZIPUR, J.L NO- 24, L.R. KHATIAN NO.- 1640, L.R. DAG NO.146,154,155,159,161,162,163,165,166,167,168,169,171,176,181,182, 184,185,186,189,190,192,193, 195,196,197,198,520,521,531, 532,533,534,536,537,538, 542, 543,545,546,550,559,560 P.S- BISHNUPUR, DIST- SOUTH 24 PARGANAS , PIN-743503, PREVIOUSLY SANCTIONED VIDE MEMO NO.1160/ZP/Engg/BP/19, DATED :- 01/10/ 19 AND MEMO NO.1345/ZP/Engg/BP/21,DATED:- 11/02/ 21.HAVE BEEN PREPARED BY ME COMPLYING WITH THE PROVISIONS OF THE NATIONAL BUILDING AND THE WEST BENGAL MUNICIPAL BUILDING RULES. NO SUCH WRONG AND INCORRECT INFORMATION HAS BEEN FURNISHED BY ME INCLUDING AREA CALCULATION CHARTS IN THIS DRAWINGS AND NO VIOLATION OF THE PROVISIONS OF THESE RULES WILL BE FOUND IN ANY OF THE DRAWINGS AND DOCUMENTS, SUBMITTED TO THE SANCTIONING AUTHORITY FOR OBTAINING SANCTIONS.

AMITAV BISWAS
Chartered Architect
CA/2010/47702

SIGNATURE OF ARCHITECT

PRAKALPA®
Corporate Address : 9th Floor, DM-11, Salt Lake, Sector-V1, Kolkata - 700 091.
Registered Address : 1st Floor Gopal Ray Chowdhury Avenue Bandy , CIT Road , Kolkata - 700 014.
T: 033 66007767,9163 8175 | www.prakalpa.in
E-MAIL : prakalpa.arch@gmail.com

CERTIFY THAT THE STRUCTURAL DRAWING AND DESIGN OF BOTH THE FOUNDATION AND SUPERSTRUCTURE OF THE BUILDING/ BUILDINGS HAS BEEN MADE CONSIDERING THE SOIL TEST REPORT (AS PER THESE RULE AND REGULATIONS MADE UNDER THE ACT) AND ALSO CONSIDERING ALL POSSIBLE LOADS, SEISMIC LOAD AND THE MOMENTS GENERATED BY THE PROPOSED STRUCTURE AS PER CURRENT CODES. THE BUREAU OF INDIAN STANDARD AND NATIONAL BUILDING CODE OF INDIA AND CERTIFY THAT IT IS SAFE AND STABLE IN ALL RESPECT AND THESE PROVISIONS SHALL BE ADHERED TO DURING THE CONSTRUCTION.

SAMRAT BISWAS
ESE/ II/ 626
KMC

SIGNATURE OF THE STRUCTURAL ENGINEER

OAS Realty Pvt. Ltd.
Director

AUTHORIZED SIGNATORY

LAND AREA : 200.450 SQ.M = 2158 SQ.FT. = 3 KATHA

AREA STATEMENT OF ONE BUNGALOW :

GROUND FLOOR BUILT UP AREA	= 79.82 SQ.M = 859 SQ.FT.
FIRST FLOOR BUILT UP AREA	=86.06 SQ.M = 926 SQ.FT.
ATTIC ROOM BUILT UP AREA	=14.04 SQ.M = 151 SQ.FT.
TOTAL BUILT UP AREA	= (79.82+86.06+14.04) SQ.M = 179.92 SQ.M = 1937 SQ.FT.

TITLE : TYPE-D
GROUND FLOOR PLAN, FIRST FLOOR PLAN, ROOF PLAN, SECTION AT XX, YY & ELEVATION AT E1, SEPTIC TANK & SOAK PIT DETAILS WITH ALL STRUCTURAL DETAILS .

PROJECT ARCHITECT
PRAKALPA®
Corporate Address : 9th Floor, DM-11, Salt Lake, Sector-V1, Kolkata - 700 091.
Registered Address : 1st Floor Gopal Ray Chowdhury Avenue Bandy , CIT Road , Kolkata - 700 014.
T: 033 66007767,9163 8175 | www.prakalpa.in
E-MAIL : prakalpa.arch@gmail.com

DRAWN BY :	P.C.
CHECKED BY :	S.RAY
APPROVED BY :	A.B
SCALE : 1:100	DATE : 06.02.26

SUBMISSION DRAWING	
DRAWING NO.	REVISION NO.
SANC-LAKE LIFE-PH-3-AR- TYPE-D-01	0

FOR APPROVAL

FRONT ELEVATION

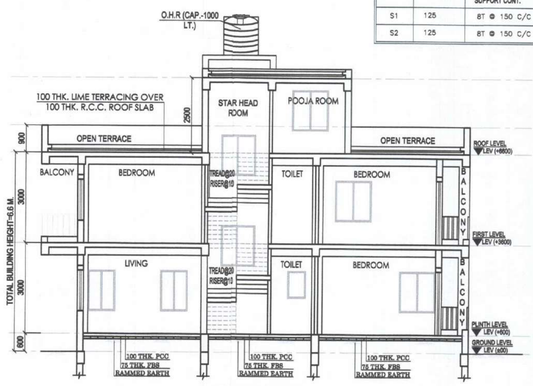

SECTION AT YY

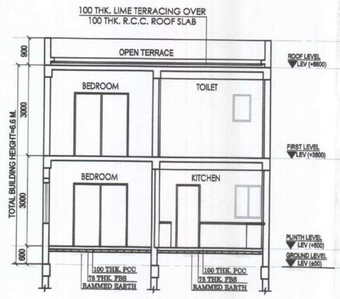

SECTION AT XX

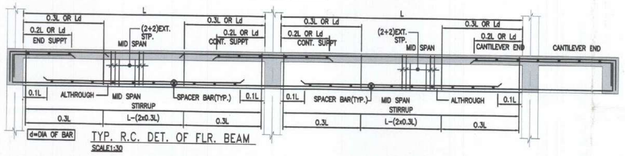

TYP. R.C. DET. OF FLR. BEAM
SCALE1:30

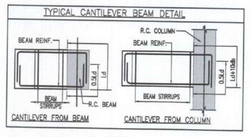

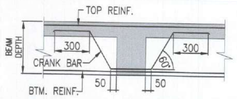

TYPICAL DETAIL OF CRANK BAR IN BEAM

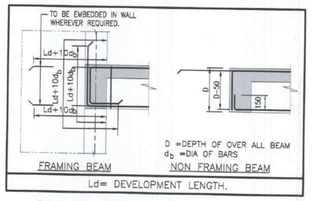

TYP. DET. OF END CONNECTION OF BEAM

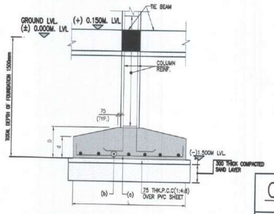

TYPICAL SECTIONAL VIEW OF ISOLATED FOOTING
(NTS)

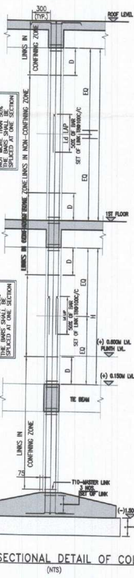

TYPICAL SECTIONAL DETAIL OF COLUMN
(NTS)

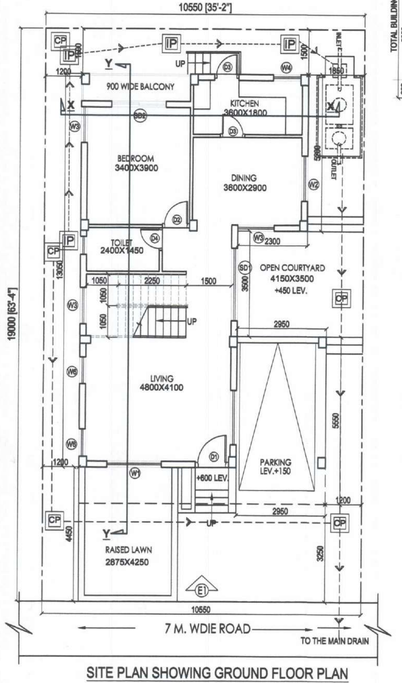

SITE PLAN SHOWING GROUND FLOOR PLAN WITH SEWERAGE LAYOUT PLAN

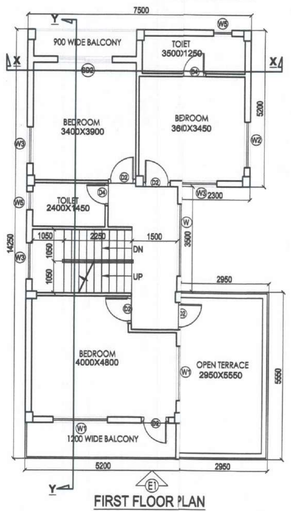

FIRST FLOOR PLAN

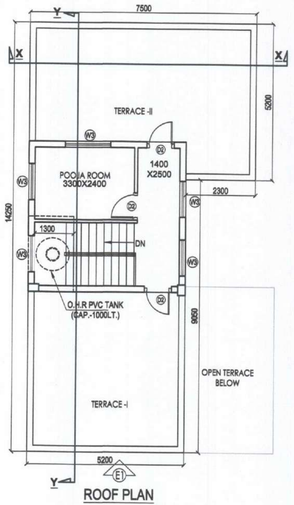

ROOF PLAN

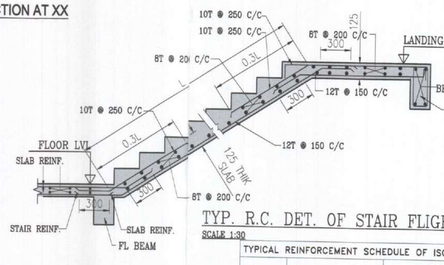

TYP. R.C. DET. OF STAIR FLIGHT.
SCALE 1:30

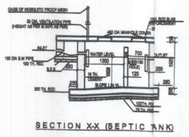

SECTION X-X (SEPTIC TANK)

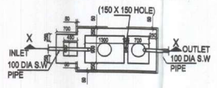

PLAN OF SEPTIC TANK
(For 10 Users)

TYPICAL REINFORCEMENT SCHEDULE OF ISOLATED FOOTING			
ISOLATED FOOTING MKD.	FOOTING SIZE LxBxDxd	REINFORCEMENT	
		BOTTOM	
		SHORTER DIRECTION (b)	LONGER DIRECTION*(a)
F1	1550x1550x350/250	T10 @ 200 C/C	T10 @ 200 C/C
F2	1850x1850x350/250	T10 @ 125 C/C	T10 @ 125 C/C
F3	2250x2250x450/300	T12 @ 150 C/C	T12 @ 150 C/C

* BOTTOM MOST LAYER REINFORCEMENT SHOULD BE PLACED LONGER DIRECTION

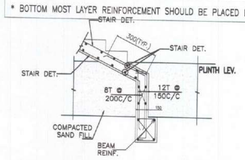

TYPICAL DETAIL OF STAIR
NTS

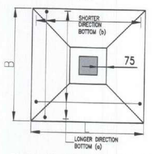

PLAN OF ISOLATED FOOTING
(NTS)

COLUMN DETAIL

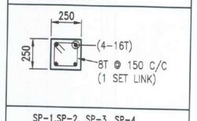

SP-1,SP-2, SP-3, SP-4

COLUMN SCHEDULE:-

ROOF & ABOVE TO FIRST	M-25 350, 250 8-12T 1 SET LINK STIRRUP	M-25 350, 250 8-12T 1 SET LINK STIRRUP
FIRST TO FOUNDATION	M-25 350, 250 8-12T 1 SET LINK STIRRUP	M-25 350, 250 2-16T 2-16T 4-16T+4-12T 1 SET LINK STIRRUP
COLUMN SIZE	250X350	250X350
COLUMN MKD.	C1,C3,C6,C9,C10,C12	C2,C4,C5,C7,C8,C11
LINKS IN CONF. ZONE	@ 100 C/C	@ 100 C/C
LINKS IN NON CONF. ZONE	@ 150 C/C	@ 150 C/C
LINKS	8T FOR CLOSED LINKS & 8T FOR OPEN LINKS	